



2020

A







---

|       |    |
|-------|----|
| ..... | 2  |
| ..... | 6  |
| ..... | 6  |
| ..... | 6  |
| ..... | 9  |
| ..... | 13 |
| ..... | 16 |
| ..... | 19 |
| ..... | 19 |
| ..... | 25 |
| ..... | 25 |
| ..... | 27 |
| ..... | 27 |
| ..... | 27 |
| ..... | 28 |
| ..... | 29 |
| ..... | 29 |
| ..... | 29 |
| ..... | 51 |
| ..... | 53 |
| ..... | 53 |
| ..... | 53 |
| ..... | 53 |
| ..... | 53 |
| ..... | 54 |

---

|       |    |
|-------|----|
| ..... | 54 |
| ..... | 54 |
| ..... | 54 |
| ..... | 55 |
| ..... | 55 |
| ..... | 56 |
| ..... | 56 |
| ..... | 56 |
| ..... | 56 |
| ..... | 58 |
| ..... | 58 |
| ..... | 58 |
| ..... | 64 |
| ..... | 64 |
| ..... | 70 |
| ..... | 71 |
| ..... | 72 |
| ..... | 73 |
| ..... | 74 |
| ..... | 75 |

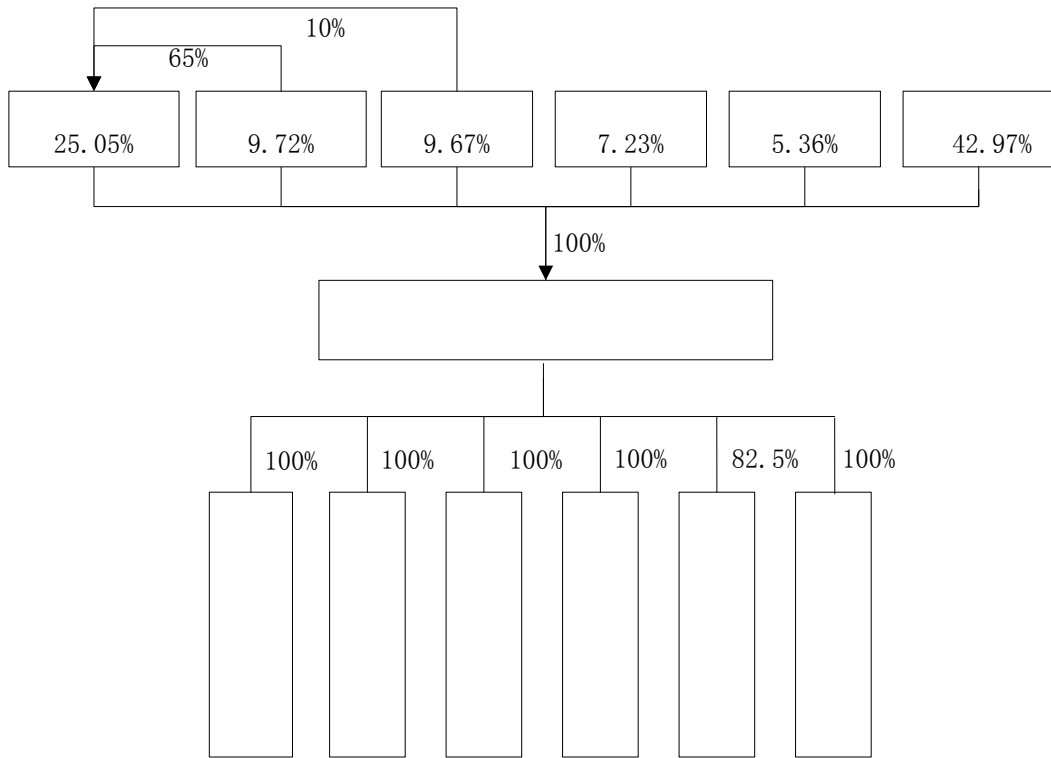
300436  
2015 4  
140,000,000

1-7  
89 B 10 B

350003  
0591-38305333  
0591-38305305  
niuniu@cosunter.com

2020 6 30

140,000,000



2020 6 30

|    |    |                | %            |            |            |
|----|----|----------------|--------------|------------|------------|
|    |    | 22,368,651     | 15.98%       | -          | 3,000,000  |
|    |    | 13,614,866     | 9.72%        | 10,211,149 | 10,000,000 |
|    |    | 13,536,700     | 9.67%        | 10,152,525 | -          |
|    |    | 10,125,000     | 7.23%        | -          | -          |
|    |    | 7,500,000      | 5.36%        | 5,625,000  | -          |
| 19 | E1 | 7,200,000      | 5.14%        | -          | -          |
| 19 | E2 | 5,500,000      | 3.93%        | -          | -          |
|    |    | 1,833,561      | 1.31%        | -          | -          |
|    |    | 1,000,000      | 0.71%        | -          | -          |
|    |    | <b>980,000</b> | <b>0.70%</b> | -          | -          |

%

79,845,217

57.03%

|  |  |  |  |                   |
|--|--|--|--|-------------------|
|  |  |  |  |                   |
|  |  |  |  | 350102196810***** |
|  |  |  |  | 350104197007***** |
|  |  |  |  | 350521197110***** |

1968

1990 7

2006 7

EMBA

1995

2016

1970

1988 7

1971

1993 6

EMBA

2002

1

C27

1-1-9

|           |          |        |      |           |      |             |
|-----------|----------|--------|------|-----------|------|-------------|
| 2         |          |        |      |           |      |             |
| 1         |          |        |      |           |      |             |
| 15,126    | 2015     | 26,703 |      |           | 2011 | 15.30% 2017 |
|           |          | 3.6    |      |           |      |             |
|           |          |        | 2020 |           |      |             |
| 2         |          | 10%    |      |           |      |             |
|           |          |        | GDP  |           |      | 2008        |
| 14,535.40 | 1,094.50 | 4.59%  | 2018 | 59,121.91 |      | 4,237       |
| 6.57%     |          |        |      |           |      |             |
| 2019      |          |        |      | 23,908.6  |      |             |
| 7.4%      |          |        |      | 3.6%      |      |             |
| 3         |          |        |      |           |      |             |
| 2015      |          |        |      | 450       |      | 2010        |
| 2018      |          | 1      |      |           | IND  | 239         |
| 2017      | 15%      | 1      |      |           | NDA  | 25          |
| 2017      | 150%     | 2018   |      |           |      | 9           |

2020

2%

4

2015

100

16

2014

5

2020

100

10

5

2019

1456.91

26.85%

738.3

14.6%

718.61

42.5%

1

1

2000

TrendForce

2018

1.2

Evaluate

2019

10

3,515.46

15

2                    4,493.25                    15

   15%                    40%                    50%

2

1

Bristol-Myers Squibb Company

1887

2005

2

2000    12

70

3

4

1994

863

5

1995 12

|  |  |  |  |
|--|--|--|--|
|  |  |  |  |
|  |  |  |    |
|  |  |  |    |
|  |  |  |    |
|  |  |  |  |
|  |  |  |  |
|  |  |  |  |

1

2

1

GMP

GMP

GMP

GMP

2

3

1

2

3

2019 9 24

25

8,010.69

2020 4

4+7

OTC



-

1

|   |      |             |         |
|---|------|-------------|---------|
| 1 | 2016 | 2020<br>90% |         |
|   | 11   |             |         |
| 2 | 2016 | 2020<br>10% |         |
|   |      |             | GMP 100 |



| 2020      |          |       | A    |           |       |
|-----------|----------|-------|------|-----------|-------|
| 14,535.40 | 1,094.50 | 4.59% | 2018 | 59,121.91 | 4,237 |
| 6.57%     |          |       |      |           |       |
| 2019      |          |       |      | 23,908.6  |       |
| 7.4%      |          |       |      | 3.6%      |       |
|           | 2020     |       |      |           |       |
| 2020      |          | GDP   | 6.5% | 7%        | 2020  |

GDP

3

2008

2015

450

2010

2017

2017

2019

2019

|   |     |     |      | 2018 |      |
|---|-----|-----|------|------|------|
| 1 | IND | 239 | 2017 | 15%  |      |
| 1 | NDA | 25  | 2017 | 150% | 2018 |
|   |     | 9   |      |      |      |

4

|         |        | 2019  |       |
|---------|--------|-------|-------|
| 1456.91 | 26.85% | 738.3 | 14.6% |
| 718.61  | 42.5%  | 19.7  |       |
| 85.92%  |        |       |       |

|            |      |               |
|------------|------|---------------|
| IMS Health | 2020 | 14,000-14,300 |
| 2016       | 2020 | 4%-7%         |

1

2030

2

2019

GST-HG161

2019 7 9

c-MET

I

FACO

CSCO

I

2015

2017 10

GST-HG131/GST-HG121 GST-HG141

GST-HG121

2020 6

16

2020 8 27

GST-HG131

HBsAg

2020 3 5

HBsAg

GST-HG141

Cp

HBV cccDNA

2019 11 5

I

I

2020 5 28

GST-HG151

GST-HG151

2020

A

2019 4 19

2019

7,533.25

11,396.54

7,004.78

A

35

35

A

1.00

1-1-25

A

A

A

35

35

20

80%

20

=

20

/

20

A

2,800

2,800

20%

A

6

55,000.00

|   |  |                  |                  |
|---|--|------------------|------------------|
|   |  |                  |                  |
| 1 |  | 31,301.88        | 26,500.00        |
| 2 |  | 15,000.00        | 12,500.00        |
| 3 |  | 16,000.00        | 16,000.00        |
|   |  | <b>62,301.88</b> | <b>55,000.00</b> |

A

140,000,000

1-1-27

79,845,217

57.03%

2,800

2020 4 1

2020 4 17

2020

2020 6 19

|   |  |
|---|--|
|   |  |
| 1 |  |
| 2 |  |
| 3 |  |
|   |  |

1

2

/ 21.45 /

2

3.13

|  |   |   |   |
|--|---|---|---|
|  |   |   |   |
|  | 1 | 2 | 3 |

|     |  |  |  |  |  |  |  |  |
|-----|--|--|--|--|--|--|--|--|
|     |  |  |  |  |  |  |  |  |
|     |  |  |  |  |  |  |  |  |
|     |  |  |  |  |  |  |  |  |
| GMP |  |  |  |  |  |  |  |  |

|          |                  |                  |             |
|----------|------------------|------------------|-------------|
|          |                  |                  |             |
| 1        | 30,101.88        | 26,500.00        | 96.17%      |
| 1.1      | 27,855.35        | 26,500.00        | 88.99%      |
| 1.1.1    | 15,266.42        | 14,500.00        | 48.77%      |
| 1.1.2    | 12,588.93        | 12,000.00        | 40.22%      |
| 1.2      | 1,446.52         | -                | 4.62%       |
| 1.3      | 800.00           | -                | 2.56%       |
| 2        | 1,200.00         | -                | 3.83%       |
| <b>3</b> | <b>31,301.88</b> | <b>26,500.00</b> | <b>100%</b> |

31,301.88

26,500.00

2

1

2018

20

---

  
**2**

|     |       |       |       |       |
|-----|-------|-------|-------|-------|
|     |       | HBV   | 7,000 |       |
| CHB | 2,000 | 3,000 | HCV   | 1,000 |

90%

**3**

4

2017 146

3

1

|   |  |  |
|---|--|--|
|   |  |  |
| 1 |  |  |
| 2 |  |  |
| 3 |  |  |

WHO 2015 2.57  
68% 88.7



|      |            |       |      |           |       |
|------|------------|-------|------|-----------|-------|
| WHO  | 2015       | 7,100 |      |           | 39.9  |
| HCV  |            |       |      |           | 1,000 |
|      | 2012       | 20.16 | 2018 | 21.94     |       |
|      |            |       | 25%  |           | 20%   |
|      |            |       |      |           | 10%   |
| 3%   |            |       |      |           |       |
| WHO  | 2016       | 2030  |      |           |       |
|      |            |       |      |           | PR    |
|      | PegIFN     |       | RBV  |           | DAAs  |
| 2017 | DAAs       |       |      |           |       |
|      | PR         |       |      |           |       |
|      | DAAs       |       |      |           | DAAs  |
|      | DAAs       |       |      |           | DAAs  |
|      | 90%        |       |      |           |       |
| 12   |            |       | DAAs |           |       |
| DAAs | 50%        |       |      |           |       |
|      | IQVIAMIDAS | 2018  | DAAs |           | 166   |
|      |            |       |      |           | DAAs  |
|      |            | 2014  |      |           |       |
|      |            |       |      | 2017-2020 | 2020  |
|      | HCV        |       | 100% |           |       |
|      | -HCV       |       |      |           |       |



2019 7 30

2020 12 31

**2**

4

3.13

2

37,441.02

5,462.80

1

TAF

|   | T+1      | T+2      | T+3       | T+4       | T+5       |
|---|----------|----------|-----------|-----------|-----------|
| / | 1.50     | 0.90     | 0.55      | 0.55      | 0.55      |
| / | 1.43     | 0.86     | 0.52      | 0.52      | 0.52      |
|   | 2,000.00 | 8,000.00 | 20,000.00 | 21,000.00 | 22,000.00 |
|   | 2,522.12 | 6,053.10 | 9,247.79  | 9,710.18  | 10,172.57 |
|   | 1,969.82 | 3,831.96 | 6,331.37  | 6,565.18  | 6,792.87  |
|   | 126.11   | 302.65   | 462.39    | 485.51    | 508.63    |
|   | 378.32   | 907.96   | 1,387.17  | 1,456.53  | 1,525.88  |
|   | 15.90    | 939.79   | 980.36    | 1,112.81  | 1,246.56  |
|   | 13.51    | 798.82   | 833.30    | 945.89    | 1,059.57  |
|   | T+6      | T+7      | T+8       | T+9       | T+10      |
| / | 0.50     | 0.50     | 0.50      | 0.50      | 0.50      |
| / | 0.48     | 0.48     | 0.48      | 0.48      | 0.48      |

|  |           |           |           |           |           |
|--|-----------|-----------|-----------|-----------|-----------|
|  | 22,000.00 | 22,000.00 | 22,000.00 | 22,000.00 | 22,000.00 |
|  | 9,247.79  | 9,247.79  | 9,247.79  | 9,247.79  | 9,247.79  |
|  | 6,666.18  | 6,715.73  | 6,717.31  | 6,756.23  | 6,760.23  |
|  | 462.39    | 462.39    | 462.39    | 462.39    | 462.39    |
|  | 1,387.17  | 1,387.17  | 1,387.17  | 1,387.17  | 1,387.17  |
|  | 651.22    | 600.26    | 597.89    | 558.28    | 553.47    |
|  | 553.54    | 510.22    | 508.21    | 474.53    | 470.45    |

= \* /1.13

2

1,000

30%

30%

|  | T+1       | T+2       | T+3       | T+4       | T+5       |
|--|-----------|-----------|-----------|-----------|-----------|
|  | 1,000.00  | 940.00    | 864.80    | 778.32    | 684.92    |
|  | 6%        | 8%        | 10%       | 12%       | 15%       |
|  | 60.00     | 75.20     | 86.48     | 93.40     | 102.74    |
|  | 30%       | 30%       | 30%       | 30%       | 30%       |
|  | 30%       | 30%       | 30%       | 30%       | 30%       |
|  | 5.40      | 6.77      | 7.78      | 8.41      | 9.25      |
|  | 540.00    | 676.80    | 778.32    | 840.59    | 924.64    |
|  | 28.20     | 28.20     | 26.32     | 26.32     | 24.44     |
|  | 13,476.11 | 16,890.05 | 18,128.66 | 19,578.95 | 19,998.50 |
|  | 4,867.87  | 5,118.77  | 5,835.76  | 6,185.58  | 6,660.30  |
|  | 7,411.86  | 8,445.03  | 8,157.90  | 7,831.58  | 7,999.40  |
|  | 2,021.42  | 2,533.51  | 2,719.30  | 2,936.84  | 2,999.77  |
|  | -990.12   | 569.37    | 1,168.31  | 2,359.13  | 2,064.81  |
|  | -841.60   | 483.97    | 993.06    | 2,005.26  | 1,755.09  |
|  | T+6       | T+7       | T+8       | T+9       | T+10      |
|  | 582.18    | 494.86    | 420.63    | 357.53    | 303.90    |
|  | 15%       | 15%       | 15%       | 15%       | 15%       |



|   |           |           |           |           |           |
|---|-----------|-----------|-----------|-----------|-----------|
|   | 8.00%     | 8.00%     | 8.00%     | 8.00%     | 8.00%     |
| / | 15.00     | 14.00     | 13.00     | 12.00     | 12.00     |
| / | 4.50      | 4.20      | 3.90      | 3.60      | 3.60      |
|   | 4,227.31  | 4,619.85  | 5,074.73  | 5,607.57  | 5,607.57  |
|   | 16,834.43 | 17,171.12 | 17,514.54 | 17,864.83 | 17,864.83 |
|   | 2,931.10  | 3,184.58  | 3,395.85  | 3,646.46  | 3,649.40  |
|   | 5,050.33  | 5,151.34  | 5,254.36  | 5,359.45  | 5,359.45  |
|   | 2,525.16  | 2,575.67  | 2,627.18  | 2,679.73  | 2,679.73  |
|   | 6,060.14  | 5,985.74  | 5,958.56  | 5,896.21  | 5,891.70  |
|   | 5,151.12  | 5,087.88  | 5,064.78  | 5,011.78  | 5,007.95  |

2020 8

88.94

25mg

259.23

50mg

110.46

100mg

458.63

2019

1.25

OTC

OTC

OTC

OTC

5

1

2

|  |  |              |
|--|--|--------------|
|  |  |              |
|  |  | 2019 J070028 |
|  |  | 2020 1       |
|  |  | 2020 H020004 |
|  |  | 2020 34      |

1

2.5

10 /

1 /

|     | 2.5 |   |   |   | 1.50 |   |   |   |   |   |
|-----|-----|---|---|---|------|---|---|---|---|---|
|     | 1   | 2 | 3 | 4 | 1    | 2 | 3 | 4 | 1 | 2 |
|     |     |   |   |   |      |   |   |   |   |   |
|     |     |   |   |   |      |   |   |   |   |   |
|     |     |   |   |   |      |   |   |   |   |   |
| GMP |     |   |   |   |      |   |   |   |   |   |

|          |                  |                  |                |
|----------|------------------|------------------|----------------|
| 1        | 14,427.03        | 12,500.00        | 96.18%         |
| 1.1      | 13,273.22        | 12,500.00        | 88.49%         |
| 1.1.1    | 7,344.09         | 7,000.00         | 48.96%         |
| 1.1.2    | 5,929.13         | 5,500.00         | 39.53%         |
| 1.2      | 825.99           | -                | 5.51%          |
| 1.3      | 327.82           | -                | 2.19%          |
| 2        | 572.97           | -                | 3.82%          |
| <b>3</b> | <b>15,000.00</b> | <b>12,500.00</b> | <b>100.00%</b> |
|          | 15,000.00        | 12,500.00        |                |

2

1

2030

2020  
15,823 15%  
29.26% 33.26%

2

3

15-64  
2030 60 30%

3

1





3

|       |       |       |      |
|-------|-------|-------|------|
|       | 2017  | 1,004 | 2018 |
|       | 1,234 | 20%   | 2019 |
| 1,500 |       |       |      |

|             |            |            |            |            |             |
|-------------|------------|------------|------------|------------|-------------|
|             | 3,891.12   | 3,891.12   | 3,891.12   | 3,891.12   | 3,891.12    |
| <b>50mg</b> |            |            |            |            |             |
|             | <b>T+1</b> | <b>T+2</b> | <b>T+3</b> | <b>T+4</b> | <b>T+5</b>  |
| /           | 0.41       | 0.41       | 0.41       | 0.41       | 0.41        |
|             | 13,838.30  | 17,989.79  | 21,587.75  | 25,905.30  | 31,630.40   |
|             | 5,633.29   | 7,323.28   | 8,787.93   | 10,545.52  | 12,876.09   |
|             | 1,376.78   | 1,714.78   | 2,007.71   | 2,359.23   | 2,825.34    |
|             | <b>T+6</b> | <b>T+7</b> | <b>T+8</b> | <b>T+9</b> | <b>T+10</b> |
| /           | 0.41       | 0.41       | 0.41       | 0.41       | 0.41        |
|             | 35,584.20  | 35,584.20  | 35,584.20  | 35,584.20  | 35,584.20   |
|             | 14,485.60  | 14,485.60  | 14,485.60  | 14,485.60  | 14,485.60   |
|             | 3,147.25   | 3,147.25   | 3,147.25   | 3,147.25   | 3,147.25    |
| <b>50mg</b> |            |            |            |            |             |
|             | <b>T+1</b> | <b>T+2</b> | <b>T+3</b> | <b>T+4</b> | <b>T+5</b>  |
| /           | 1.19       | 1.19       | 1.19       | 1.19       | 1.19        |
|             | 1,932.35   | 2,512.06   | 3,014.47   | 3,617.36   | 4,416.80    |
|             | 2,308.56   | 3,001.13   | 3,601.35   | 4,321.62   | 5,276.71    |
|             | 1,256.78   | 1,603.07   | 1,903.18   | 2,263.32   | 2,740.86    |
|             | <b>T+6</b> | <b>T+7</b> | <b>T+8</b> | <b>T+9</b> | <b>T+10</b> |
| /           | 1.19       | 1.19       | 1.19       | 1.19       | 1.19        |
|             | 4,968.90   | 4,968.90   | 4,968.90   | 4,968.90   | 4,968.90    |
|             | 5,936.30   | 5,936.30   | 5,936.30   | 5,936.30   | 5,936.30    |
|             | 3,070.65   | 3,070.65   | 3,070.65   | 3,070.65   | 3,070.65    |
| <b>50mg</b> |            |            |            |            |             |
|             | <b>T+1</b> | <b>T+2</b> | <b>T+3</b> | <b>T+4</b> | <b>T+5</b>  |
| /           | 0.12       | 0.12       | 0.12       | 0.12       | 0.12        |
|             | 10,947.65  | 14,231.95  | 17,078.33  | 20,494.00  | 25,023.20   |
|             | 1,288.87   | 1,675.54   | 2,010.64   | 2,412.77   | 2,946.00    |
|             | 908.78     | 1,164.24   | 1,385.64   | 1,651.33   | 2,003.62    |
|             | <b>T+6</b> | <b>T+7</b> | <b>T+8</b> | <b>T+9</b> | <b>T+10</b> |
| /           | 0.12       | 0.12       | 0.12       | 0.12       | 0.12        |
|             | 28,151.10  | 28,151.10  | 28,151.10  | 28,151.10  | 28,151.10   |
|             | 3,314.25   | 3,314.25   | 3,314.25   | 3,314.25   | 3,314.25    |
|             | 2,002.75   | 2,002.75   | 2,002.75   | 2,002.75   | 2,002.75    |

|   | <b>T+1</b> | <b>T+2</b> | <b>T+3</b> | <b>T+4</b> | <b>T+5</b>  |
|---|------------|------------|------------|------------|-------------|
| / | 0.91       | 0.91       | 0.91       | 0.91       | 0.91        |
|   | 1,568.70   | 2,039.31   | 2,447.17   | 2,936.61   | 3,585.60    |
|   | 1,432.69   | 1,862.50   | 2,235.00   | 2,682.00   | 3,274.73    |
|   | 1,230.03   | 1,579.96   | 1,883.23   | 2,247.15   | 2,729.72    |
|   | <b>T+6</b> | <b>T+7</b> | <b>T+8</b> | <b>T+9</b> | <b>T+10</b> |
| / | 0.91       | 0.91       | 0.91       | 0.91       | 0.91        |
|   | 4,033.80   | 4,033.80   | 4,033.80   | 4,033.80   | 4,033.80    |
|   | 3,684.07   | 3,684.07   | 3,684.07   | 3,684.07   | 3,684.07    |
|   | 2,726.20   | 2,726.20   | 2,726.20   | 2,726.20   | 2,726.20    |
|   | <b>T+1</b> | <b>T+2</b> | <b>T+3</b> | <b>T+4</b> | <b>T+5</b>  |
|   | 20,285.35  | 26,370.96  | 31,645.15  | 37,974.18  | 46,366.51   |
|   | 6,546.68   | 8,240.47   | 9,708.42   | 11,469.97  | 13,805.79   |
|   | 9,954.78   | 12,941.21  | 15,529.45  | 18,635.34  | 22,753.78   |
|   | 2,391.77   | 3,061.19   | 3,641.35   | 4,337.55   | 5,260.70    |
|   | 1,296.27   | 1,830.91   | 2,410.34   | 3,105.65   | 4,027.65    |
|   | 1,101.83   | 1,556.28   | 2,048.79   | 2,639.81   | 3,423.50    |
|   | <b>T+6</b> | <b>T+7</b> | <b>T+8</b> | <b>T+9</b> | <b>T+10</b> |
|   | 52,162.33  | 52,162.33  | 52,162.33  | 52,162.33  | 52,162.33   |
|   | 14,837.98  | 14,837.98  | 14,837.98  | 14,837.98  | 14,837.98   |
|   | 25,598.00  | 25,598.00  | 25,598.00  | 25,598.00  | 25,598.00   |
|   | 5,737.86   | 5,737.86   | 5,737.86   | 5,737.86   | 5,737.86    |
|   | 5,395.40   | 5,395.40   | 5,395.40   | 5,395.40   | 5,395.40    |
|   | 4,586.09   | 4,586.09   | 4,586.09   | 4,586.09   | 4,586.09    |

= \*

1. 13

5

1

2

2020

A

|  |      |     |
|--|------|-----|
|  | 2019 | 260 |
|  | 2019 | 72  |

1

16,000

29.09%

30%

2

1

2019

|          |           |          |
|----------|-----------|----------|
| 7,533.25 | 11,396.54 | 7,004.78 |
| 25.44%   | 28.32%    | 16.88%   |



|  |  | 2020            | 2021            | 2022            |
|--|--|-----------------|-----------------|-----------------|
|  |  | 859.84          | -               | -               |
|  |  | 1,267.00        | 1,150.00        | 1,150.00        |
|  |  | <b>2,258.34</b> | <b>1,166.50</b> | <b>1,223.00</b> |
|  |  | <b>5,140.01</b> | <b>6,927.66</b> | <b>6,265.50</b> |

2

25.04% 34.21% 35.74%













|       |      |   |    |           |        |
|-------|------|---|----|-----------|--------|
| 1     | 2020 | 9 | 30 |           |        |
| 2     |      |   |    |           |        |
| 3     |      |   |    |           |        |
| 2,800 |      |   |    |           |        |
| 4     |      |   |    |           | 14,000 |
| 5     |      |   |    | 55,000.00 |        |



|               | <b>2019</b><br><b>/2019.12.31</b> | <b>2020</b><br><b>/2020.12.31</b> | <b>2020</b><br><b>/2020.12.31</b> |
|---------------|-----------------------------------|-----------------------------------|-----------------------------------|
| /             | 0.08                              | 0.08                              | 0.07                              |
| /             | 0.08                              | 0.08                              | 0.07                              |
| /             | -0.03                             | -0.03                             | -0.02                             |
| /             | -0.03                             | -0.03                             | -0.02                             |
| <b>3 2020</b> | <b>2019</b>                       | <b>30%</b>                        |                                   |
|               | 1,074.19                          | 1,396.44                          | 1,396.44                          |
|               | -353.42                           | -247.39                           | -247.39                           |
| /             | 0.08                              | 0.10                              | 0.10                              |
| /             | 0.08                              | 0.10                              | 0.10                              |
| /             | -0.03                             | -0.02                             | -0.02                             |
| /             | -0.03                             | -0.02                             | -0.02                             |
| <b>4 2020</b> | <b>2019</b>                       | <b>50%</b>                        |                                   |
|               | 1,074.19                          | 1,611.28                          | 1,611.28                          |
|               | -353.42                           | -176.71                           | -176.71                           |
| /             | 0.08                              | 0.12                              | 0.11                              |
| /             | 0.08                              | 0.12                              | 0.11                              |
| /             | -0.03                             | -0.01                             | -0.01                             |
| /             | -0.03                             | -0.01                             | -0.01                             |
| <b>5 2020</b> | <b>2019</b>                       | <b>100%</b>                       |                                   |
|               | 1,074.19                          | 2,148.38                          | 2,148.38                          |
|               | -353.42                           | -                                 | -                                 |
| /             | 0.08                              | 0.15                              | 0.15                              |
| /             | 0.08                              | 0.15                              | 0.15                              |
| /             | -0.03                             | -                                 | -                                 |
| /             | -0.03                             | -                                 | -                                 |

A

1

5

3

[2013]43

2020 -2022

1

2

3

4

5

6

7

1

2


3

/




(本页无正文，为全体董事、监事和高级管理人员声明之全体董事签字页)


全体董事签字：



李国平



叶理青



李国栋



(本页无正文，为全体董事、监事和高级管理人员声明之全体董事签字页)

全体董事签字:

叶理青

李国栋

李国平

黄伏虎

牛 姐

陈 迎

强欣荣

李卫民

陈明宇

福建广生堂药业股份有限公司

2020年 9月 7日



(本页无正文，为全体董事、监事和高级管理人员声明之全体监事签字页)

全体监事签字：

李海峰

王...  
王... ✓

李海峰

李海峰

王...  
王... ✓

李海峰



(本页无正文, 为全体董事、监事和高级管理人员声明之全体高级管理人员签字页)


全体高级管理人员签字:




李国平



陈迎



曾炳祥



黄伏虎



于舟



牛妞



官建辉



毛伟忠



福建广生堂药业股份有限公司  
2020年9月7日

(本页无正文，为全体董事、监事和高级管理人员声明之全体高级管理人员签字页)

全体高级管理人员签字：

\_\_\_\_\_  
李国平

\_\_\_\_\_  
陈迎

\_\_\_\_\_  
曾炳祥



## 二、发行人控股股东、实际控制人声明

本公司或本人承诺本募集说明书内容真实、准确、完整，不存在虚假记载、误导性陈述或重大遗漏，按照诚信原则履行承诺，并承担相应的法律责任。

控股股东：福建奥华集团有限公司



实际控制人签字：

  
李国平

  
叶理青

  
李国栋


福建广生堂药业股份有限公司




### 三、保荐机构声明

本公司已对募集说明书进行了核查，确认本募集说明书内容真实、准确、完整，不存在虚假记载、误导性陈述或重大遗漏，并承担相应的法律责任。

保荐代表人：



韩昆仑



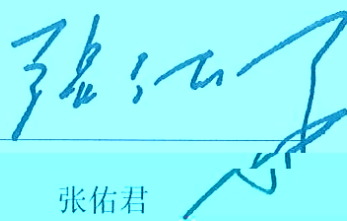
宋 璨

项目协办人：



黎海龙

法定代表人：




张佑君



## 保荐机构总经理声明

本保荐机构认真阅读了福建广生堂药业股份有限公司 2020 年创业板向特定对象发行 A 股股票募集说明书的全部内容，确认募集说明书不存在虚假记载、误导性陈述或者重大遗漏，并对募集说明书的真实性、准确性、完整性、及时性承担相应法律责任。

总经理：



杨明辉

杨明辉



## 保存机构董事长声明

本人已认真阅读福建广生堂药业股份有限公司 2020 年创业板向特定对象发行 A 股股票募集说明书的全部内容，确认募集说明书不存在虚假记载、误导性陈述或者重大遗漏，并对募集说明书的真实性、准确性、完整性承担个别和

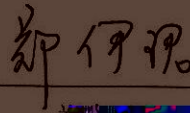
#### 四、律师事务所声明

本所及经办律师已阅读募集说明书,确认募集说明书内容与本所出具的法律意见书不存在矛盾,本所及经办律师对发行人在募集说明书中引用的法律意见书的内容无异议,确认募集说明书不因引用上述内容而出现虚假记载、误导性陈述或重大遗漏,并承担相应的法律责任。

经办律师签字:



李 强



## 五、会计师事务所声明

大华特字[2020]004206号

本所及签字注册会计师已阅读福建广生堂药业股份有限公司（以下简称“发行人”）2020年创业板向特定对象发行A股股票募集说明书，确认募集说明书内容与本所出具的审计报告（大华审字[2020]003338号）、内部控制鉴证报告（大华核字[2020]005861号）及非经常性损益鉴证报告（大华核字[2020]005862号）等无矛盾之处。本所及签字注册会计师对发行人在募集说明书中引用的审计报告、内部控制鉴证报告、非经常性损益鉴证报告等的内容无异议，确认募集说明书不致因上述内容而出现虚假记载、误导性陈述或重大遗漏，并承担相应的法律责任。

签字注册会计师：




王庆莲



李夏凡

会计师事务所负责人：



梁春

大华会计师事务所（特殊普通合伙）



二〇二〇年九月七日