



广生堂药业
cosunter
广播仁爱·关注民生

2016

2017 03

)

(

1

2015

2

--

3

4

5

7 21

4

4

3,000

4

4

6

2010 7

7

15.73% 25.90%

24.18% 32.90%

141,875,700

10

2.50

0

10

0

.....	7
.....	10
.....	13
.....	31
.....	59
.....	66
.....	66
.....	67
.....	76
.....	81
.....	82
.....	181

		2016 11 8
GMP		"Good Manufacturing Practice"
GSP		"Good Supply Practice"
		2016 1 1 2016 12 31
		2015 1 1 2015 12 31
		2016 12 31

	152 B 7-9

√ □

	6 178		2015 4 -2018 12

□ √

□ √

	2016	2015		2014
	312,882,593.35	308,923,392.89	1.28%	254,467,793.80
	66,413,000.53	103,494,573.49	-35.83%	83,767,849.82
	62,465,013.96	97,346,319.43	-35.83%	80,401,988.53
	73,842,321.31	111,625,805.46	-33.85%	107,036,308.38
/	0.4681	0.9241	-49.35%	1.4959

	27,797,763.10	9,994,301.82	17,883,897.81	6,789,051.23
	18,866,704.88	11,804,267.14	26,126,817.10	17,044,532.19

√

1

√

2

√

√

	2016	2015	2014	
	4,008.24	18,449.18	-33,401.91	
	4,775,460.46	7,681,547.46	4,323,565.28	
	-109,810.95	-436,018.59	-293,496.86	
	721,671.18	1,115,723.99	630,805.22	
	3,947,986.57	6,148,254.06	3,365,861.29	--

1 —

1 —

√

1 —

1

) (()

31,251.51

99.90%

2

16,628.27

53.15%

“ ”

14,654.96

43.03%

46.85%

3

HBV

WHO

2.4

65

1 59

7.18%

1

2,000

2010

20%

2015

80%

1

	1,500

2

□ √

1**2**

7.06% 8.5% 21.80%

1,797.43

2,626.06

6,819.31

30

82

15.05%

3

28.05%

3**4**

31

“ ”

5

2016

2016

35.83% 31,288.26 1.28% 6,246.50 6,641.30 35.83%

1

22,317.08 , 20.17% 31,251.51 99.90%
32.90% 6,237.36 , 24.18% 2,697.07 ,

2**3**

“ ”

2016

“

”

2

1

1

6,819.31 21.80% 4,193.25 159.68%
738.63 6,080.68 82 15.05%

3

28.05%

4**5**

7,358.40

15,467.19

59.76%

2016034

A GMP 1,765.00 GMP

B 2,600.00 GMP GSP 3,000.00

C 2016 5 2,600.00 GMP

D GMP

6

A 2016 7 2,000

B 2015 10 -- 2016 9 GSP 1,000

C -- 2016 4 19 --

D 2016 10 14 6500

“ ”

2

7

2016 10 10 2016 <

> 2016 11 8

A 2016 11 8 ;

B 31.96 ;

C 187.57 127 ;

D 187.57 A ;

E 54

1

“ ” “ ”

2

1

1 —

5 —

	2016		2015		
	312,882,593.35	100%	308,923,392.89	100%	1.28%
	312,832,254.85	99.83%	308,918,924.52	100.00%	1.27%
	50,338.50	0.17%	4,468.37	0.00%	1,026.55%
	62,373,577.31	19.94%	82,270,281.44	26.63%	-24.18%
	26,970,738.70	8.62%	40,194,122.80	13.01%	-32.90%
	223,170,752.98	71.33%	185,705,323.95	60.12%	20.17%
	367,524.36	0.12%	753,664.70	0.24%	-70.23%
	100,440,548.45	32.10%	93,195,510.14	30.17%	7.77%
	116,643,918.75	37.28%	126,983,524.74	41.11%	-8.14%
	28,020,689.11	8.96%	24,178,522.89	7.82%	15.89%
	40,023,934.91	12.79%	40,665,807.40	13.16%	-1.58%
	27,703,163.63	8.85%	23,900,027.72	7.74%	15.91%
	50,338.50	0.17%			0.17%

2**10%**

√ □

	312,832,254.85	40,745,018.12	86.98%	1.27%	8.27%	-0.84%
	62,373,577.31	12,016,628.92	80.73%	-24.18%	-3.12%	-4.19%
	26,970,738.70	4,735,003.42	82.44%	-32.90%	-13.00%	-4.02%
	223,170,752.98	23,231,966.57	89.59%	20.17%	22.51%	-0.20%
	100,440,548.45	10,042,691.32	90.00%	7.77%	-3.81%	1.20%
	116,643,918.75	16,553,154.53	85.81%	-8.14%	32.77%	-4.37%
	28,020,689.11	4,963,428.81	82.29%	15.89%	5.71%	1.71%
	40,023,934.91	4,724,932.11	88.19%	-1.58%	-20.22%	2.76%
	27,703,163.63	4,460,811.34	83.90%	15.91%	8.60%	1.08%

1

□ √

3

√ □

			2016	2015	
			3,057.58	3,628.28	-15.73%
			3,486.25	3,297.94	5.71%
			694.6	274.8	152.76%
			1,329.81	1,794.54	-25.90%
			1,274.96	1,894.9	-32.72%
			95.84	153.11	-37.40%
			4,470.32	3,157.46	41.58%
			4,828.73	3,243.93	48.85%
			477.1	150.7	216.59%

30%

√ □

1

152.76%

2017

1

2

3

7

□ √

8

		134,557,974.53
		43.01%
		0.00%

5

1		70,978,515.53	22.69%
2		21,568,831.07	6.89%
3		20,818,590.15	6.65%
4		12,283,287.36	3.93%
5		8,908,750.42	2.85%
	--	134,557,974.53	43.01%

□ √

		30,583,024.54
		55.77%
		0.00%

5

1		8,595,340.17	28.10%
2		3,302,283.28	10.80%
3		2,441,025.61	7.98%
4		1,570,999.99	5.14%
5		1,145,989.24	3.75%
	--	17,055,638.29	55.77%

□ √

3

	2016	2015			
	110,869,867.56	107,952,237.17	2.70%	43%	46.85%
				180	
				150	
	91,420,081.01	49,398,835.97	85.07%	3,800	170%
					350
	-10,346,094.37	-6,014,639.42	72.02%	IPO	4
					,
				434.95	,

4

√ □

“ ”

	2016		“	”		
		2		1	1	
	6,819.31		21.80%		4,193.25	159.68%
	738.63	6,080.68			82	15.05%
	3		28.05%			
1		:				

序号	项目名称	注册分类	是否进入注册程序	类别	研发目标	进展情况	预计对公司未来发展的影响
1	富马酸替诺福韦二吡呋酯	化药3.1类	是	抗感染	取得新药证书及药品批准文号	已获临床批件，目前处于申报生产批件阶段（综合审评中）	增强乙肝及艾滋病治疗领域的市场竞争力
2	富马酸替诺福韦二吡呋酯胶囊	化药3.1类	是	抗感染	取得新药证书及药品批准文号	已获临床批件，已完成临床试验，目前处于申报生产批件阶段（专业审评中）	增强乙肝治疗领域的市场竞争力
3	富马酸替诺福韦二吡呋酯胶囊	化药5类	是	抗感染	取得药品批准文号	已主动撤回生产注册申请，目前正在完善相关试验	增强艾滋病治疗领域的市场竞争力
4	富马酸替诺福韦二吡呋酯片	化药6类	是	抗感染	取得药品批准文号	已取得临床批件，正在进行临床研究	增强艾滋病治疗领域的市场竞争力
5	索非布韦	化药3.1类	是	抗感染	取得新药证书及药品批准文号	已取得临床批件，正在准备启动临床研究	丰富肝病产品线，增强丙肝治疗领域的市场竞争力
6	索非布韦片	化药3.1类	是	抗感染	取得新药证书及药品批准文号	已取得临床批件，正在准备启动临床研究	丰富肝病产品线，增强丙肝治疗领域的市场竞争力
7	他达拉非	化药3.1类	是	磷酸二酯酶抑制剂	取得新药证书及药品批准文号	复审申请已被驳回；正在进行重新补充研究	丰富产品线，增强市场竞争力
8	他达拉非片（3个规格）	化药3.4类	是	磷酸二酯酶抑制剂	取得新药证书及药品批准文号	复审申请已被驳回；正在进行重新补充研究	丰富产品线，增强市场竞争力
9	他达拉非片（4个规格）	化药6类	是	磷酸二酯酶抑制剂	取得药品批准文号	复审申请已被驳回；正在进行重新补充研究	丰富产品线，增强市场竞争力
10	枸橼酸西地那非	化药6类	是	5型磷酸二酯酶抑制剂	取得药品批准文号	已取得临床批件，正在组织生产临床样品	丰富产品线，增强市场竞争力
11	枸橼酸西地那非片	化药6类	是	5型磷酸二酯酶抑制剂	取得药品批准文号	已取得临床批件，正在组织生产临床样品	丰富产品线，增强市场竞争力
12	三升金丹胶囊	中药6.1类	是	止血止痛药	取得新药证书及药品批准文号	已撤回临床注册申请，正在进行补充研究	独家品种，丰富产品线，增强市场竞争力
					取得药品批准文号	已取得临床批件，目前正在完善相关试验	

2

3

10%

药品名称	适应症或者功能主治	发明专利	专利起止期限	所属注册分类	是否属于中药保护品种
阿甘定	治疗慢性乙型肝炎	一种阿德福韦酯的合成方法 200610112062.7	2006-08-30至2026-08-29	化药一类	否
		一种阿德福韦酯单酯的制备及其含量检测方法 200710009159.X	2007-06-28至2027-06-27		
		一种阿德福韦酯的晶型及其制备方法			

4

	2016	2015	2014
	82	79	70
	15.05%	17.56%	16.55%
	68,193,085.84	26,260,619.98	17,974,304.40
	21.80%	8.50%	7.06%
	7,386,290.47	3,769,224.90	2,899,764.62
	10.83%	14.35%	16.13%
sl	11.12%	3.64%	3.46%

	738.63	6,080.68		“
”			2	
1	1			3,400
:				
1 2016 2			“	GST-HG131
2016008	3,200	2,400		”
2 2016 6			“	GST-HG141
GST-HG151	”	2016051		” “
2,400	1,800			3,200
3 2016 11			“	GST-HG161
2016104	3,400	2,550		”
				1,000

□ √

5

	2016	2015	
	362,180,294.62	374,861,912.99	-3.38%
	288,337,973.31	263,236,107.53	9.54%
	73,842,321.31	111,625,805.46	-33.85%
	300,171,753.42	345,339,090.53	-13.08%
	147,502,618.43	682,265,457.58	-78.38%
	152,669,134.99	-336,926,367.05	-145.31%
	59,947,372.00	271,780,000.00	-77.94%
	35,000,000.00	9,039,504.17	287.19%
	24,947,372.00	262,740,495.83	-90.50%
	251,458,828.30	37,439,934.24	571.63%

√ □

1	3.38%		
	9.54%		
2	30,000	2,000	5,000
	,1,500	,	\
3			2015

□ √

√ □

	-3,545,627.76	-4.76%	3,691,381.18	
	1,045,288.45	1.40%		
	5,656,437.22	7.59%		
	986,779.47	1.32%		

1

	2016		2015			
	414,873,165.46	59.21%	393,414,337.16	65.49%	-6.28%	
	20,011,106.67	2.86%	8,414,223.71	1.40%	1.46%	
	17,642,057.24	2.52%	13,203,987.09	2.20%	0.32%	
						2 3

						2017	1
	16,233,358.48	2.32%	4,924,739.66	0.82%	1.50%		1,500
	114,073,996.83	16.28%	105,583,962.74	17.58%	-1.30%		
	4,004,450.15	0.57%	2,367,899.91	0.39%	0.18%		
	51,704,827.45	7.38%	1,257,825.99	0.21%	7.17%		4,948

2 ✓**3**

50,000,000.00

250,000.00

1 ✓**2** ✓**3** ✓

4

□ √

5

√ □

1

√ □

2015		25,883	7,358.4	15,467.19	5,200	5,200	20.09%	10,415.81		
	--	25,883	7,358.4	15,467.19	5,200	5,200	20.09%	10,415.81	--	0
2015	4		25,883							
		5,574,707.83			109,732,811.31					154,671,896.52

2

√ □



	1	GMP			
	1		1,765.00		
	2				
	2				
	1		2,600.00	GMP	
	2			GSP	
	3		3,000.00		
	3				
	1		2,600.00	GMP	
	2				
		2015 7 22			28,300,581.38
		GMP	3,702,483.30		
	4,726,483.30		18,723,422.23		1,148,192.55
	2015				
		2015 8 31			28,300,581.38
			6		

3

√ □

			30,000,000	6,704,027.46	6,323,572.42	0.00	-4,853,451.91	-3,631,721.82

□ √

2015 8 17
3,000

, 2016 9
GSP 2017

, 2015 10 10

1,000

□ √

“ ”

- - -

2016 10

“ ”

“ ” 2016 4
2017

2

“ ”

2015 10

GMP

GMP

2017 2

“ ”

2015 4 22

A

2016

1

√ □


2016 01 08			http://www.cninfo.com.cn
2016 05 05			http://www.cninfo.com.cn
2016 11 09			http://www.cninfo.com.cn
2016 12 14			http://www.cninfo.com.cn

□ √

√ □ □

10	0
10	2.50
10	0
	141,875,700
	35,468,925.00
	197,471,484.13
	100.00%

			6			
			6			
				2015 04 22	2018 4 22 2020 4 21	
			20	2015 04 22	2015 4 22 2018 4 21	



3

3

			1			
--	--	--	---	--	--	--

			20%	2		
			50%			
					2015 04 22	

			1	2015 04 22		

			2		
			3		


			4			
			"			
				2015 04 22		
				2015 04 22	2015 4 22	2016 4 21

				2015 04 22	2016 4 22 2018 4 21	
			1			
			2	2015 04 22		

			3			
			4			
			1			
				2015 04 22		
			2			

			3			
			4			
				2015 04 22		

				2015 04 22	2015 4 22 2018 4 21	
				2015 04 22	2018 4 22 2020 4 22	
			1	2015 04 22		



4

2015 04
22

2015 04 2015 4
21 22
2018 4
22

2015 04 2015 4
22 2020 4
21

6

20

			6			
			6			
			25%			
			40%	2015 04 22	2018 4 22 2020 4 21	

			10			
			3			
			5			
				2015 04 22		

			1	2015 04 22		

			2			
			3			
			4			

			5			
			6			
			1			
				2015 04 22		

			2			
			3			

			4			
				2015 04 22		

2

 √

 √

“ ”

 √

“ ”

√

√

√

2016 3

4 19

	60
	6

√

√

178 6

2015 4 -2018 12

√

√

□ √

□ √

□ √

√ □

2016 8 27			<	2016
-----------	--	--	---	------

2016 8 29	>	2016	<	2016
-----------	---	------	---	------

2016 11 8	>			
		2016 11 8	127	187.57

1		2016 11 8	2016 12 8
---	--	-----------	-----------

2	31.96		
---	-------	--	--

3		127	187.57
---	--	-----	--------

4			
---	--	--	--

1 \checkmark **2** \checkmark **3** \checkmark **4** \checkmark **5** \checkmark **1****1** \checkmark **2** \checkmark **3** \checkmark

1 89 B 10 B C
109.63
2 756 GJ-13 1 ~
29 A~D 113.83
3 ;
4 2,400 ()

10%

□ √

10%

2

		59 “	2016 05 16						4,880				2016 05 17	201605 0
		6 9 201 301												
		GST-H G141	2016 06 02						2,400				2016 06 03	201605 1
		GST-H G151	2016 06 02						2,400				2016 06 03	201605 1
		GST-H G161	2016 12 19						2,550				2016 12 20	201610 4

1

□ √

2

□ √

□ √

√ □

1

2016045

2

GSP

2016082

2016 8 29 > 2016 < 2016
 2016 11 8 >
 2016 11 8 127 187.57

√ □

1 2016 11 8 2016 12 8
 2 31.96
 3 127 187.57
 4

□ √

□ √

2

√ □

	34,500,000			34,500,000		2020 4 21
	21,000,000	21,000,000				2016 4 21
	13,500,000			13,500,000		2018 4 21
	13,500,000			13,500,000		2018 4 21
	7,500,000			7,500,000		2018 4 21
	15,000,000			15,000,000		2018 4 21
	7,000,000	7,000,000				2016 4 21
			1,875,700	1,875,700		

						2016099
	112,000,000	28,000,000	1,875,700	85,875,700	--	--

1

√ □

	2016 11 08	31.96	1,875,700	2016 12 08	1,875,700	2016 12 08

2016 8 27 < 2016
 >
 2016 8 29 > 2016 < 2016
 >
 2016 11 8
 2016 11 8 127 187.57

1 2016 11 8 2016 12 8
 2 31.96
 3 127 187.57
 4

2

√ □

140,000,000 141,875,700

9.64% 10.71% 5.36%
 9.52% 10.57% 5.29%

3

□ √

1

	13,476		13,851		9	0	9	0
		5%		10				
		24.54%	34,814,637	314,637	34,500,000	314,637		13,410,000
		10.57%	15,000,000		15,000,000			8,550,000
		9.52%	13,500,000		13,500,000			
		9.52%	13,500,000		13,500,000			
		5.29%	7,500,000		7,500,000			
		1.17%	1,660,917			1,660,917		
35		0.78%	1,101,759			1,101,759		
		0.72%	1,017,492			1,017,492		

		0.71%	1,010,344			1,010,344		
		0.70%	1,000,000			1,000,000		
		1					2	
10								
						1,660,917		1,660,917
35						1,101,759		1,101,759
						1,017,492		1,017,492
						1,010,344		1,010,344
						1,000,000		1,000,000
						999,808		999,808
						923,620		923,620
+						858,050		858,050
						696,148		696,148
						654,904		654,904
10								
10		10						
5								

10 10
□ √
10 10

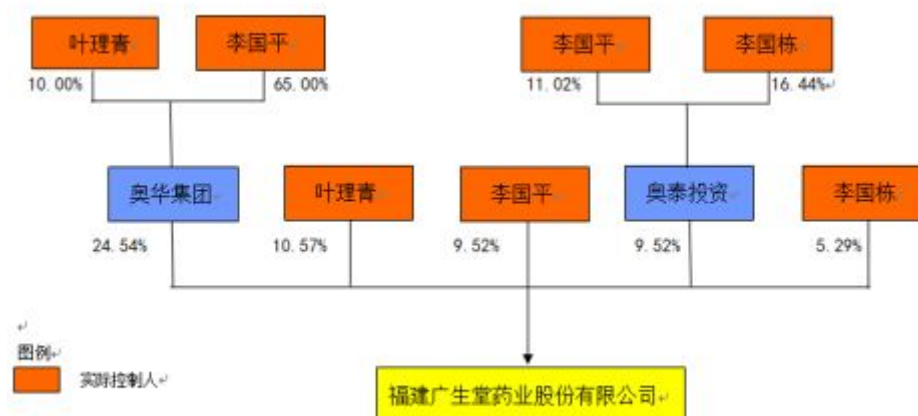
2

□ √

3

10		

□ √



□ √

4 10%

□ √

5

□ √

□ √

				49	2011 09 20	2017 09 19	13,500,000	0	0	0	13,500,000
				47	2011 09 20	2017 09 19	15,000,000	0	0	0	15,000,000
				46	2011 09 20	2017 09 19	7,500,000	0	0	0	7,500,000
				59	2011 09 20	2017 09 19	0	0	0	0	
				47	2011 09 20	2017 09 19	0	0	0	0	0
				41	2016 09 20	2017 09 19	0	0	0	0	0
				36	2016 04 25	2016 08 01	0	0	0	0	0
				33	2015 08 17	2016 03 25	0	0	0	0	0
				71	2011 09 20	2017 09 19	0	0	0	0	0
				64	2011 09 20	2017 09 19	0	0	0	0	0

				2011 45 09 20	2017 09 19	0	0	0	0	0
				2011 74 09 20	2017 09 19	0	0	0	60,000	60,000
				2011 50 09 20	2017 09 19	0	0	0	0	0
				2011 54 09 20	2017 09 19	0	0	0	0	0
				2011 42 09 20	2017 09 19	0	0	0	0	0
				2011 49 09 20	2017 09 19	0	0	0	0	0
				2016 34 07 25	2017 09 19	0	0	0	0	0
				2014 33 12 02	2016 07 20	0	0	0	27,500	27,500
	--	--	--	--	--	36,000,00	0	0	87,500	36,087,500
148.8039	222.00	150.00	72.789	71.40	22.461	21.999	6.00			
2018	4	21			11					

				2016	03	25				
				2016	04	25				
				2016	08	01			5%	

			2016 09 20	
			2016 07 20	
			2016 07 25	

1 1968 10 1990
7 2006 7 EMBA
1995

2 1970 7 1988 7

3 1971 10 , 1993 6
EMBA
2002

4 1958 7 1983 1

2011 1

5 1970 1
1992 7 2013 1

2003

6 1976 9 2013 2015
2010 2016 1 1

7 1946 8 1981

“ ” 12 1993

“ ”

8 1972 6

			59		31.08	
			47		53.05	
			33		0	
			36		0	
			41		63.29	
			71		12	
			64		12	
			45		12	
			74		31.1	
			50		25.41	
			53		26.6	
			42		0	
			49		16.61	
			34		13.38	
			33		7.87	
	--	--	--	--	382	--

√ □

					/				/	
		0	0	0	54.04	0	0	60,000	31.96	60,000
	--	0	0	--	--	0	0	60,000	--	60,000

1

	527
	18
	545
	539

2016 12 31		14, 531		3, 341		12, 792
3, 216	1, 739	125	GMP	3, 594. 5		949

4

□ √

1

2

3

4

”

5

www.cninfo.com.cn

6

7

□ √

□ √

“

1

2015		75.01%	2016 04 25	2016 04 26	www.cninfo.com.cn
2016		75.00%	2016 05 09	2016 05 10	www.cninfo.com.cn
2016		60.00%	2016 09 20	2016 09 21	www.cninfo.com.cn
2016		60.00%	2016 10 10	2016 10 11	www.cninfo.com.cn
2016		59.44%	2016 12 27	2016 12 28	www.cninfo.com.cn

2

□ √

1

	14	2	12	0	0	
	14	2	12	0	0	
	14	2	12	0	0	
						5

2

□ √

3

√ □

1

6

2

3

4

□ √

1

□ √

2

	2017 03 21	
	http://www.cninfo.com.cn	
		100.00%
		100.00%
	1	1
	2	2
	3	3

	≥ 5%		≥ 5%	
	2%≤	2%	2%≤	2%
	5%		5%	
				0
				0
				0
				0

2016 12 31				
	2017 03 21			
	2017 3 21		http://www.cninfo.com.cn	

√

√

	2017 03 17
	2017 H-024

2017 H-024

2016 12 31

2016

1

2

2016 12 31

1

2016 12 31

	414,873,165.46	393,414,337.16
	1,420,035.00	707,568.00
	20,011,106.67	8,414,223.71
	954,192.90	3,208,498.06
	2,790,686.99	491,334.26
	769,817.21	811,687.09
	17,642,057.24	13,203,987.09
	289,440.76	117,000.16
	1,793,438.75	20,133,982.46
	460,543,940.98	440,502,617.99

	80,512,597.76	16,912,166.05
	132,376,068.73	65,040,668.65
	15,928,928.70	16,463,204.16
	15,928,928.70	16,463,204.16
	148,304,997.43	81,503,872.81
	141,875,700.00	140,000,000.00
	235,082,054.73	175,257,973.90
	59,947,372.00	
	37,879,490.11	30,873,267.95

	197,471,484.13	173,064,705.76
	552,361,356.97	519,195,947.61
	552,361,356.97	519,195,947.61
	700,666,354.40	600,699,820.42

2

	412,735,321.40	390,887,325.47
	1,420,035.00	707,568.00
	20,041,106.67	8,414,223.71
	890,055.20	1,943,510.06
	2,790,686.99	491,334.26
	486,971.81	527,008.81
	17,637,003.53	13,203,987.09
	289,440.76	117,000.16
	1,316,925.58	20,016,379.07
	457,607,546.94	436,308,336.63
	26,233,358.48	9,924,739.66
	112,077,185.90	104,823,633.03
	3,972,484.33	2,367,899.91

	20,743,973.21	21,947,958.41
	27,799,022.55	20,412,732.08
	90,176.87	729,208.51
	3,781,250.43	2,969,129.36
	51,704,827.45	1,257,825.99
	246,402,279.22	164,433,126.95
	704,009,826.16	600,741,463.58
	28,371,570.57	16,083,894.02
	3,932,265.11	9,902,833.12
	15,216,807.93	15,822,748.39
	4,013,271.47	6,315,964.47
	80,491,698.61	16,912,166.05
	132,025,613.69	65,037,606.05

	15,928,928.70	16,463,204.16
	15,928,928.70	16,463,204.16
	147,954,542.39	81,500,810.21
	141,875,700.00	140,000,000.00
	235,082,054.73	175,257,973.90
	59,947,372.00	
	37,879,490.11	30,873,267.95
	201,165,410.93	173,109,411.52
	556,055,283.77	519,240,653.37
	704,009,826.16	600,741,463.58

3

	312,882,593.35	308,923,392.89
	312,882,593.35	308,923,392.89
	239,515,013.05	194,709,581.74
	40,817,569.09	37,633,083.09

	5,708,301.31	4,503,089.02
	110,869,867.56	107,952,237.17
	91,420,081.01	49,398,835.97
	-10,346,094.37	-6,014,639.42
	1,045,288.45	1,236,975.91
“ ”		
“ ”	-3,545,627.76	-75,260.34
	-3,691,381.18	-75,260.34
“ ”		
“ ”	69,821,952.54	114,138,550.81
	5,656,437.22	9,199,908.40
	19,590.20	23,626.95
	986,779.47	1,935,930.35
	15,581.96	5,177.77
“ ”	74,491,610.29	121,402,528.86
	8,078,609.76	17,907,955.37
“ ”	66,413,000.53	103,494,573.49
	66,413,000.53	103,494,573.49
1.		
2.		

1.		
2.		
3.		
4.		
5.		
6.		
	66,413,000.53	103,494,573.49
	66,413,000.53	103,494,573.49
	0.4681	0.9241
	0.4742	0.9241

4

	312,913,099.24	308,923,392.89
	40,822,622.80	37,633,083.09
	5,702,704.61	4,503,089.02
	106,808,697.26	107,940,603.71
	90,629,488.22	49,377,146.59
	-10,337,418.10	-6,014,785.04

	1,045,384.92	1,221,992.84
“ ”		
“ ”	-3,545,627.76	-75,260.34
	-3,691,381.18	-75,260.34
“ ”	74,695,991.77	114,187,002.34
	5,656,437.22	9,199,908.40
	19,590.20	23,626.95
	986,779.47	1,935,930.35
	15,581.96	5,177.77
“ ”	79,365,649.52	121,450,980.39
	9,303,427.95	17,911,701.14
“ ”	70,062,221.57	103,539,279.25
1.		
2.		
1.		
2.		
3.		
4.		
5.		
6.		

	64,335,385.41	68,399,961.36
	130,188,454.78	95,628,697.59
	288,337,973.31	263,236,107.53
	73,842,321.31	111,625,805.46
	20,000,000.00	
	145,753.42	
	26,000.00	39,090.53
	280,000,000.00	345,300,000.00
	300,171,753.42	345,339,090.53
	82,502,618.43	31,965,457.58
		20,000,000.00
	15,000,000.00	5,000,000.00
	50,000,000.00	625,300,000.00
	147,502,618.43	682,265,457.58
	152,669,134.99	-336,926,367.05
	59,947,372.00	271,780,000.00
	59,947,372.00	271,780,000.00
	35,000,000.00	
		9,039,504.17

	35,000,000.00	9,039,504.17
	24,947,372.00	262,740,495.83
	251,458,828.30	37,439,934.24
	113,164,337.16	75,724,402.92
	364,623,165.46	113,164,337.16

6



20,000,000.00

10,000,000.00

	140,000,000.00				175,257,973.90				30,873,267.95		173,064,705.76		519,195,947.61
“ ”	1,875,700.00				59,824,080.83	59,947,372.00			7,006,222.16		24,406,778.37		33,165,409.36
											66,413,000.53		66,413,000.53
	1,875,700.00				59,824,080.83	59,947,372.00							1,752,408.83
1	1,875,700.00				58,071,672.00								59,947,372.00
2													
3					1,752,408.83	59,947,372.00							-58,194,963.17
4													
									7,006,222.16		-42,006,222.16		-35,000,000.00
1									7,006,222.16		-7,006,222.16		
2													
3											-35,000,000.00		-35,000,000.00
4													
1													
2													

3													
4													
1													
2													
	141,875,700.00				235,082,054.73	59,947,372.00			37,879,490.11		197,471,484.13		552,361,356.97

	56,000,000.00				427,973.90				20,519,340.02		79,924,060.20		156,871,374.12
	56,000,000.00				427,973.90				20,519,340.02		79,924,060.20		156,871,374.12
“ ”	84,000,000.00				174,830,000.00				10,353,927.93		93,140,645.56		362,324,573.49
											103,494,573.49		103,494,573.49
	14,000,000.00				244,830,000.00								258,830,000.00

1	14,000,000.00	244,830,000.00		258,830,000.00
2				
3				
4				
			10,353,927.93	-10,353,927.93
1			10,353,927.93	-10,353,927.93
2				
3				
4	70,000,000.00	-70,000,000.00		
1				

8

	140,000, 000.00	175,257,9 73.90		30,873,26 7.95	173,109 ,411.52	519,240,6 53.37
	140,000, 000.00	175,257,9 73.90		30,873,26 7.95	173,109 ,411.52	519,240,6 53.37
	“ ” 1,875,70 0.00	59,824,08 0.83	59,947,37 2.00		28,055, 999.41	36,814,63 0.40
					70,062, 221.57	70,062,22 1.57
	1,875,70 0.00	59,824,08 0.83	59,947,37 2.00			1,752,408 .83
1	1,875,70 0.00	58,071,67				59,947,37 2.00
2						
3		1,752,408 .83	59,947,37 2.00			-58,194,9 63.17
4						

1											
2											
3											
4											
1											
2											
	141,875, 700.00				235,082,0 54.73	59,947,37 2.00			37,879,49 0.11	201,165 ,410.93	556,055,2 83.77

	56,000,0 00.00				427,973.9 0				20,519,34 0.02	79,924, 060.20	156,871,3 74.12	
	56,000,0 00.00				427,973.9 0				20,519,34 0.02	79,924, 060.20	156,871,3 74.12	
	84,000,0 00.00				174,830,0 00.00				10,353,92 7.93	93,185, 351.32	362,369,2 79.25	
										103,539 ,279.25	103,539,2 79.25	
	14,000,0 00.00				244,830,0 00.00						258,830,0 00.00	
1	14,000,0				244,830,0						258,830,0	

	00.00	00.00	00.00
2			
3			
4			
1			10,353,92 -10,353, 7.93 927.93
2			10,353,92 -10,353, 7.93 927.93

	00.00	,0 00.00
1	70,000,0 00.00	-70,000,0 00.00
2		
3		
4		
1		
2		

913500007297027606

B 10 B

2

3

2017 3 17

1

—

15 —

2014

2

12

1

2

1 1 12 31

3

12

4

5

1

2

22 —

3

6

1

2

1

2

A

B

A

B

C

D

3

4

7

1

1

2

3

4

5

2

8

9

1

1

2

3

2

1

“ ”

2

3

4

10

1

1

2

3

4

5

2

1

2

3

4

5

22 —

3

		(/)

1

2

4

()

5

6

“ ”

50% 50%

“ ”

12

11**1**

	10%	50

2

√ □

1 1	5.00%	5.00%
1 2	15.00%	15.00%
2 3	30.00%	30.00%
3 4	50.00%	50.00%
4 5	80.00%	80.00%
5	100.00%	100.00%

□ √

□ √

3

12

1

2

17 —

3

4

“ ”

5

1

;

2

;

13

1.

2.

3.

4.

14

1

50%

20%

2

1

A

,

B , 20 —

2

A

B

C 7 —

D 12 —

3

1

2

22 —

8 —

3

15

16

1

2

		20	5%	4.75%
		10	5%	9.50%
		5	5%	19.00%
		5	5%	19.00%

3

1

2

3

75%

4

5

17

17

1
GMPGMP
GMP2
GMP

18

1

1

;

2

;

3

2

3

3

1

2

19

20

21

1

12 — 7 —

	5
5	

“ ”

2

1

1

2016 3 4 “ 2016 51 ” “ ”

2016 51

2016 51

2

3

2007 7 10 “ 28 ” “ ”

2

A

B

C

A B

C

3

4

;

25

2

3

1

26

1

2

1

2

3

27

28

1

“ ”

“ ”

“ ”

2

1

2

3

1
2

29

1

2

30 /

1
1

2

3

2
1

2

31

1

2

A

B

32**33****1** ✓**2** ✓**34****1**

		17%
		5%
		5% 7%

		3%
		2%
		0.09%
		15% 25%

	15%
	25%
	25%

2

1
 2009
 2009 7 31
 9
 2016

2009 12 3
 2009 51
 2009
 2012 7 31
 2015

2012 7
 2015 9 21
 15%

2
 2015 119
 2016
 50%

3

1

		175.00
	414,623,165.46	393,164,162.16
	250,000.00	250,000.00
	414,873,165.46	393,414,337.16

50,000,000.00

250,000.00

2

--	--	--

3

□ √

4

1



	21,067,904.44	98.59%	1,056,797.77	5.02%	20,011,106.67	8,859,036.56	96.72%	444,812.85	5.02%	8,414,223.71
	300,766.40	1.41%	300,766.40	100.00%		300,766.40	3.28%	300,766.40	100.00%	
	21,368,670.84	100.00%	1,357,564.17	6.35%	20,011,106.67	9,159,802.96	100.00%	745,579.25	8.14%	8,414,223.71

✓

✓

1			
1	1)	21,054,294.26	1,052,714.72 5.00%
1		21,054,294.26	1,052,714.72 5.00%
2	3	13,610.18	4,083.05 30.00%
		21,067,904.44	1,056,797.77 5.02%

✓

2

611,984.92

0.00

--	--	--

3

--	--

--	--	--	--	--	--

4

		%	
	4,909,592.80	22.98	245,479.64
	3,423,799.86	16.02	171,189.99
	1,972,019.50	9.23	98,600.98
	1,319,140.00	6.17	65,957.00
	1,311,962.25	6.14	65,598.11
	12,936,514.41	60.54	646,825.72

5

6

6

1

1	954,192.90	100.00%	3,092,855.10	96.40%
1 2			110,642.96	3.45%
3			5,000.00	0.15%
	954,192.90	--	3,208,498.06	--

1

2

				%	
		212,000.00	1	22.22	
		108,000.00	1	11.32	
		99,000.00	1	10.38	
		92,610.00	1	9.71	
		65,389.71	1	6.85	
		576,999.71		60.48	

7

1

		2,790,686.99	491,334.26
		2,790,686.99	491,334.26

9

1

	894,967. 02	100.00%	125,149. 81	13.98%	769,817.2 1	889,717 .97	100.00%	78,030.88	8.77%	811,687.09
	894,967. 02	100.00%	125,149. 81	13.98%	769,817.2 1	889,717 .97	100.00%	78,030.88	8.77%	811,687.09

□ √

√ □

1			
1 1)	555,209.97	27,760.50	5.00%
1	555,209.97	27,760.50	5.00%
1 2	68,652.05	10,297.81	15.00%
2 3	258,555.00	77,566.50	30.00%
3 4	6,050.00	3,025.00	50.00%
4 5	0.00	0.00	80.00%
5	6,500.00	6,500.00	100.00%
	894,967.02	125,149.81	13.98%

□ √

□ √

2

82,215.40

96.47

--	--	--

3

	35,000.00

--	--	--	--	--	--

4

	693,456.05	665,346.05
	122,453.52	153,287.63
	79,057.45	71,084.29
	894,967.02	889,717.97

5

	291,187.00	1	32.54%	14,559.35	
	11,668.05	1-2	1.30%	1,750.21	
	257,355.00	2-3	28.76%	77,206.50	
	51,884.00	1-2	5.80%	7,782.60	

		30,000.00	1	3.35%	1,500.00
		22,812.00	1	2.55%	1,140.60
	--	664,906.05	--	74.29%	103,939.26

6

--	--	--	--	--

7

8

10

1

	1,750,511.58		1,750,511.58	152,694.69		152,694.69
	3,486,959.95		3,486,959.95	2,756,706.35	45,625.35	2,711,081.00
	6,340,977.01	220,445.29	6,120,531.72	6,875,325.33	327,697.11	6,547,628.22
	4,137,165.60	2,655.60	4,134,510.00	2,527,867.34	279,065.50	2,248,801.84
	1,170,808.29	14,018.47	1,156,789.82	802,609.59	52,473.98	750,135.61
	385,952.96		385,952.96	387,969.92		387,969.92
	606,801.21		606,801.21	405,675.81		405,675.81
	17,879,176.60	237,119.36	17,642,057.24	13,908,849.03	704,861.94	13,203,987.09

4 —

1 —

5 —

2

	45,625.35	29,547.68		75,173.03	
	327,697.11			107,251.82	220,445.29
	279,065.50	321,636.92		601,711.16	2,655.60
	52,473.98			34,791.17	14,018.47
	704,861.94	351,184.60		818,927.18	237,119.36

3**4**

--	--

11

--	--	--	--	--

12

		17,000.16
		100,000.00

	289,440.76	
	289,440.76	117,000.16

13

	737,783.74	133,982.46
		20,000,000.00
	1,055,655.01	
	1,793,438.75	20,133,982.46

14

1

2

--	--	--	--	--

3

4

--	--	--	--	--

5

--	--	--	--	--	--	--

15

1

2

--	--	--	--	--

3

16


1

2

3

17

--	--	--	--	--	--	--	--



2	4,377,090.00	5,822,905.09	82,051.28		10,282,046.37
3					
3.		14,640.00	293,899.32	121,199.00	429,738.32
1		14,640.00	293,899.32	121,199.00	429,738.32
4.	90,597,343.77	52,685,225.54	7,843,803.84	3,517,727.21	154,644,100.36
1.	14,669,415.56	11,985,235.41	2,619,442.44	1,312,563.63	30,586,657.04
2.	4,336,077.56	4,365,471.94	1,174,572.26	515,576.14	10,391,697.90
1	4,336,077.56	4,365,471.94	1,174,572.26	515,576.14	10,391,697.90
3.		13,908.00	279,204.36	115,139.05	408,251.41
1		13,908.00	279,204.36	115,139.05	408,251.41
4.	19,005,493.12	16,336,799.35	3,514,810.34	1,713,000.72	40,570,103.53
1.					
2.					
1					
3.					
1					
4.					
1.	71,591,850.65	36,348,426.19	4,328,993.50	1,804,726.49	114,073,996.83
2.	68,628,539.68	31,640,935.43	3,655,567.78	1,658,919.85	105,583,962.74

2

--	--	--	--	--	--

3

--	--	--	--	--

4

--	--

5

--	--	--

1 2016 12 31

2 2016 12 31

3 2016 12 31

4 2016 12 31

20**1**

	643,572.66		643,572.66	1,349,145.29		1,349,145.29
	1,423,040.04		1,423,040.04	187,664.62		187,664.62
	819,533.18		819,533.18	186,000.00		186,000.00
				630,090.00		630,090.00
	65,804.27		65,804.27	7,500.00		7,500.00
	7,500.00		7,500.00	7,500.00		7,500.00

	1,045,000.00		1,045,000.00			
	4,004,450.15		4,004,450.15	2,367,899.91		2,367,899.91

2

--	--	--	--

630,090. 2,100,00 2,730,09
00 0.00 0.00

34,615.3 1,044,77 1,038,51 40,880.3
8 7.76 2.80 4
4,154,60 4,866,44 602,692.
5.98 3.57 32

			1,401,00 0.00	1,401,00 0.00								
			192,000. 00	192,000. 00								
			270,200. 00		270,200. 00							
		2,367,89 9.91	12,188,7 96.61	10,282,0 46.37	270,200. 00	4,004,45 0.15	--	--				--

3

--	--	--

1 2016 12 31 ,

2

21

--	--	--

22

--	--	--

23

1

□ √

2

□ √

24

□ √

25

1

5 —

□ √

1.	22,140,371.80			4,304,058.33	941,897.97	27,386,328.10
2.					146,547.99	146,547.99
1					146,547.99	146,547.99
2						
3						
3.						
1						
4.	22,140,371.80			4,304,058.33	1,088,445.96	27,532,876.09
1.	1,298,901.94			3,600,238.51	539,229.24	5,438,369.69
2.	449,243.40			703,819.82	167,508.05	1,320,571.27
1	449,243.40			703,819.82	167,508.05	1,320,571.27
3.						
1						
4.	1,748,145.34			4,304,058.33	706,737.29	6,758,940.96

1.

A

1

3.

1

4.

5								
6 +6		3,376.11						3,376.11
6 (HIV)		2,574,174.00						2,574,174.00
(3 +3		709,650.27						709,650.27
		971,119.03						971,119.03
		1,067,534.77						1,067,534.77
		40,056.35						40,056.35
	20,412,732.0 8	7,386,290.47						27,799,022.5 5

11.00%

	BE

27

1



	4,537,327.80	680,599.17	1,817,502.60	272,625.39
	15,928,928.73	2,389,339.31	16,463,204.16	2,469,480.62
	3,037,133.00	455,569.95		
	4,887,016.84	1,221,754.21		
	20,587.32	3,088.10		
	30,130,826.95	5,009,814.39	19,809,178.83	2,972,875.13

2

3

		5,009,814.39		2,972,875.13

4

			33,468.46
		150,000.00	
		447,669.57	
		597,669.57	33,468.46

5

2015			
2016			
2017			
2018			
2019			

2020		33,468.46	
		33,468.46	--

30

		1,225,215.80	1,257,825.99
		50,479,611.65	
		51,704,827.45	1,257,825.99

31

1

--	--	--	--

2

--	--	--	--	--

32

--	--	--	--

33

□ √

34

--	--	--

35

1

	7,678,844.84	3,680,223.52
	14,935,282.80	4,077,826.37
	5,884,998.69	8,325,844.13
	28,499,126.33	16,083,894.02

2

1

--	--	--

2016 12 31

1

36

1

	3,932,265.11	9,902,833.12
	3,932,265.11	9,902,833.12

2

1

--	--	--

3

--	--

2016 12 31

1

37

1

	15,797,463.97	62,952,402.16	63,352,855.80	15,397,010.33
-		2,062,380.20	2,062,380.20	
	25,284.42	483,729.61	509,014.03	
	15,822,748.39	65,498,511.97	65,924,250.03	15,397,010.33

2

1	13,572,083.20	55,890,421.55	56,853,521.10	12,608,983.65
2		1,836,349.84	1,749,328.73	87,021.11
3		1,876,740.55	1,876,740.55	
		1,683,733.20	1,683,733.20	
		96,151.33	96,151.33	
		96,856.02	96,856.02	
4		897,181.87	897,181.87	
5	2,225,380.77	2,451,708.35	1,976,083.55	2,701,005.57
	15,797,463.97	62,952,402.16	63,352,855.80	15,397,010.33

3

1		1,932,755.39	1,932,755.39
2			

38

		1,260,239.44
	2,949,802.93	3,948,017.85
	107,391.26	61,244.90
	220,023.14	181,265.54
	217,132.39	240,398.72
	217,132.39	240,398.72
	3,908.38	4,327.18
	313,977.75	375,198.94
	5,700.96	7,935.78
	4,035,069.20	6,319,027.07

39

--	--	--

--	--	--

40

--	--	--

1

41

1

	7,819,095.42	6,211,475.84

46

1

--	--	--

2

3

4

47

1

--	--	--

48

1

--	--	--

2

--	--	--

--	--	--

--	--	--

49

--	--	--	--	--	--

50

--	--	--	--

51

	16,463,204.16	905,900.00	1,440,175.46	15,928,928.70	
	16,463,204.16	905,900.00	1,440,175.46	15,928,928.70	--

						/
	62,500.00		30,000.00		32,500.00	

	5,522,890.74		476,896.28		5,045,994.46	
	3,215,799.69		486,544.80		2,729,254.89	
	342,683.35		50,000.00		292,683.35	
	266,399.97		81,525.72		184,874.25	
-	253,095.34		16,097.93		236,997.41	
	332,900.01		50,000.00		282,900.01	
	5,000,000.00				5,000,000.00	
	993,873.35		120,530.00		873,343.35	
	411,363.33		52,000.00		359,363.33	
2015	61,698.38		7,031.96		54,666.42	
2016		180,000.00			180,000.00	
()						
2016		725,900.00	69,548.77		656,351.23	

		1,752,408.83		1,752,408.83
	175,257,973.90	59,824,080.83		235,082,054.73

	2016		<	2016	
>		127	187.57	1	31.96
2016	11	24	59,947,372.00		1,875,700.00
	()58,071,672.00			
		1,752,408.83		1,525,692.80	
	226,716.03				

56

		59,947,372.00		59,947,372.00
		59,947,372.00		59,947,372.00

57

58

--	--	--	--	--

59

	30,873,267.95	7,006,222.16		37,879,490.11

	30,873,267.95	7,006,222.16		37,879,490.11
--	---------------	--------------	--	---------------

60

		173,064,705.76	79,924,060.20
		173,064,705.76	79,924,060.20
		66,413,000.53	103,494,573.49
		7,006,222.16	10,353,927.93
		35,000,000.00	
		197,471,484.13	173,064,705.76

- 1) 0.00
- 2) 0.00
- 3) 0.00
- 4) 0.00
- 5) 0.00

61

	312,832,254.85	40,745,018.12	308,918,924.52	37,633,083.09
	50,338.50	72,550.97	4,468.37	
	312,882,593.35	40,817,569.09	308,923,392.89	37,633,083.09

62

			30.00
		2,286,215.08	2,231,446.52
		2,286,215.07	2,231,446.49
		41,151.86	40,166.01
		37,670.59	

	368,320.14	
	688,625.10	
	103.47	
	5,708,301.31	4,503,089.02

63

	60,252,844.93	58,419,864.77
	34,398,048.70	35,012,280.28
	6,678,748.42	7,559,373.52
	3,262,635.17	3,191,976.09
	2,298,414.85	1,960,861.89
	2,095,002.90	802,053.12
	1,095,747.70	756,552.19
	652,719.08	158,138.70
	135,705.81	91,136.61
	110,869,867.56	107,952,237.17

64

	14,038,327.77	12,617,318.99
	60,806,795.37	22,491,395.08
	5,451,151.10	1,919,029.07
	1,599,672.05	1,794,969.50
	2,202,186.96	1,801,396.10
	1,392,796.62	1,311,209.34
	840,530.04	1,820,805.99
	972,840.06	1,334,230.04
	268,496.24	960,615.85
	1,189,459.23	1,211,350.89

	2,657,825.57	2,136,515.12
	91,420,081.01	49,398,835.97

65

	10,397,531.17	6,038,275.76
	4,949.50	
	46,487.30	23,563.84
		72.50
	-10,346,094.37	-6,014,639.42

66

	694,103.85	100,511.88
	351,184.60	1,136,464.03
	1,045,288.45	1,236,975.91

67

--	--	--

68

	-3,691,381.18	-75,260.34
	145,753.42	
	-3,545,627.76	-75,260.34

69

	19,590.20	23,626.95	19,590.20
	19,590.20	23,626.95	19,590.20
	4,775,460.46	7,681,547.46	4,775,460.46
	819,361.20	1,487,974.25	819,361.20
	42,025.36	6,759.74	42,025.36
	5,656,437.22	9,199,908.40	5,656,437.22

								/
						1,440,175.46	1,467,770.21	
2011							140,000.00	
							250,000.00	
2014							50,000.00	
							38,000.00	
2012-2013							300,000.00	
(3,130,600.00	
							100,000.00	

							100,000.00	
							9,000.00	
2014							50,000.00	
						2,000,000.00	2,000,000.00	
						21,000.00	20,000.00	
						46,485.00	26,177.25	
						623,400.00		
2014						50,000.00		
2014						50,000.00		
						276,400.00		
						100,000.00		
2015						100,000.00		
						8,000.00		

	8,078,609.76	17,907,955.37
--	--------------	---------------

2

		74,491,610.29
/		11,173,741.54
		-485,345.19
		553,707.18
		297,716.37
		-8,367.11
		89,650.44
		-3,542,493.47
		8,078,609.76

72

73

1

	1,772,467.89	585,870.00
	36,518.05	237,474.69
	4,241,185.00	8,803,777.25
	8,098,178.44	5,546,941.50
	453,875.76	866,898.14
	14,602,225.14	16,040,961.58

2

	129,144,778.29	91,905,503.95
	25,991.68	1,763,626.95
	1,017,684.81	1,959,566.69
	130,188,454.78	95,628,697.59

3

	280,000,000.00	345,300,000.00
	280,000,000.00	345,300,000.00

4

	50,000,000.00	625,300,000.00
	50,000,000.00	625,300,000.00

5

--	--	--

6

		250,000.00
		8,789,504.17
		9,039,504.17

74

1

1	--	--
	66,413,000.53	103,494,573.49
	1,045,288.45	1,236,975.91
	10,391,697.90	7,385,788.98
	1,320,571.27	1,167,537.73
	618,907.61	469,480.65
“ ”	-19,590.20	-23,626.95
“ ”	15,581.96	5,177.77
“ ”	3,545,627.76	75,260.34
“ ”	-2,036,939.26	-307,178.63
“ ”	-4,789,254.75	-4,642,011.02
“ ”	-13,311,523.00	8,447,297.52
“ ”	11,183,228.50	-6,793,632.66
	-534,275.46	1,110,162.33
	73,842,321.31	111,625,805.46
2	--	--
3	--	--
	364,623,165.46	113,164,337.16
	113,164,337.16	75,724,402.92
	251,458,828.30	37,439,934.24

2

	--

	--
	--

3

	--
	--
	--

4

	364,623,165.46	113,164,337.16
		175.00
	364,623,165.46	113,164,162.16
	364,623,165.46	113,164,337.16

75

“ ”

76

	50,250,000.00	
	50,250,000.00	--

50,250,000

50,000,000

250,000

77

1



2


□ √

78


79

1

1



2



3

4

□ √

5

6

2

1

--	--	--	--	--	--	--	--	--

2

--	--

3

3

4

√

√

5

6

1

1

				100.00%		
					100.00%	

2



3

20%

20%

2

	/	/

3

	/	/
	4,695,519.07	2,623,646.37
	10,906,175.34	2,303,414.45
	15,601,694.41	4,927,060.82
	3,288,718.29	80,653.35
	3,288,718.29	80,653.35
	12,312,976.12	4,846,407.47
	6,033,358.30	2,374,739.66
	16,233,358.48	4,924,739.66
	1,512,830.52	
	-7,533,430.97	-153,592.53
	-7,533,430.97	-153,592.53

4

	/	/
	--	--
	--	--
	--	--
	--	--

5

6

--	--	--	--

7

8

4

				/	

5

6

1

	--	--	--	--
	--	--	--	--

2

3

4

5

6

7

8

9

1

			5,000	24.54%	24.54%

2

3

--	--

4

--	--

--	--

5

1

/

--	--	--	--	--	--

/

--	--	--	--

2

/

/

/

/	/	/	/	/	/	/
---	---	---	---	---	---	---

/

/

/	/	/	/	/	/	/
---	---	---	---	---	---	---

/

3

()		2,400.00	2,400.00

--	--	--	--

4

--	--	--	--	--

--	--	--	--	--

5

6

--	--	--	--

7

	3,800,123.43	3,153,360.22

8**6****1**

2

--	--	--	--

7

8

1

√ □

	187.57
	0.00
	0.00
	31.96 / 2016 11 8 42 30% 35% 35% 18 30 42

>	2016	127	<	2016	187.57
		31.96			18
					18
		18		2017	2016
		30		20%	30%
		30		2018	2016
		42		56%	35%

--	--	--	--

2

√ □

	-
	1,752,408.83
	1,525,692.80

3

□ √

4**5****1**

2016 12 31

2**1**

2016 12 31

2

3

1

--	--	--	--

2

	35,468,925.00
--	---------------

3

4

2017 3 17	2016	2016 12 31
14,187.57	2.5 (),	3,546.89
3,546.89	10	

1

1

--	--	--	--

2

--	--	--

2

3

1

2

4

5

--	--	--	--	--	--	--

6

1

	166,282,675.69	30,240,347.60	175,977,618.75	30,821,134.72
	146,549,579.16	10,504,670.52	132,941,305.77	6,811,948.37
	312,832,254.85	40,745,018.12	308,918,924.52	37,633,083.09

2

--	--	--	--

3

4

7

8

1

1



21,097,9
04.44 98.59%

3	4			50.00%
4	5			80.00%
5				100.00%
		21,097,904.44	1,056,797.77	5.02%

√ □

	133,940.48	133,940.48	100.00%
	18,240.00	18,240.00	100.00%
	31,122.00	31,122.00	100.00%
	55,904.00	55,904.00	100.00%
	61,559.92	61,559.92	100.00%
	300,766.40	300,766.40	

2

611,984.92

--	--	--

3

--	--

--	--	--	--	--	--

4

		%	
	4,909,592.80	22.94	245,479.64
	3,423,799.86	16.00	171,189.99
	1,972,019.50	9.22	98,600.98
	1,319,140.00	6.16	65,957.00
	1,311,962.25	6.13	65,598.11
	12,936,514.41	60.45	646,825.72

5

6

2

1

	597,235. 02	100.00%	110,263. 21	18.46%	486,971.8 1	590,056 .62	100.00%	63,047.81	12.43%	527,008.81
	597,235. 02	100.00%	110,263. 21	18.46%	486,971.8 1	590,056 .62	100.00%	63,047.81	12.43%	527,008.81

□ √

√ □

1			

1	1)	257,477.97	12,873.90	5.00%
1		257,477.97	12,873.90	5.00%
1	2	68,652.05	10,297.81	15.00%
2	3	258,555.00	77,566.50	30.00%
3	4	6,050.00	3,025.00	50.00%
4	5			80.00%
5		6,500.00	6,500.00	100.00%
		597,235.02	110,263.21	18.46%

√

√

2

82,215.40

--	--	--

3

	35,000.00

--	--	--	--	--	--

4

	402,269.05	365,769.05
	117,453.52	153,287.63

	77,512.45	70,999.94
	597,235.02	590,056.62

5

		11,668.05	1-2	1.95%	1,750.21
		257,355.00	2-3	43.09%	77,206.50
		51,884.00	1-2	8.69%	7,782.60
		30,000.00	1	5.02%	1,500.00
		22,812.00	1	3.82%	1,140.60
		19,829.20	1	3.32%	991.46
	--	393,548.25	--	65.89%	90,371.37

6

--	--	--	--	--

7

8

3

	10,000,000.00		10,000,000.00	5,000,000.00	5,000,000.00
	16,233,358.48		16,233,358.48	4,924,739.66	4,924,739.66

	26,233,358.48		26,233,358.48	9,924,739.66		9,924,739.66
--	---------------	--	---------------	--------------	--	--------------

1

	5,000,000.00	5,000,000.00		10,000,000.00		
	5,000,000.00	5,000,000.00		10,000,000.00		

2

	4,924,739.66	15,000,000.00		-3,691,381.18						16,233,358.48	
	4,924,739.66	15,000,000.00		-3,691,381.18						16,233,358.48	
	4,924,739.66	15,000,000.00		-3,691,381.18						16,233,358.48	

3**4**

5

	-3,691,381.18	-75,260.34
	145,753.42	
	-3,545,627.76	-75,260.34

6

1

√ □

	4,008.24	
	4,775,460.46	
	-109,810.95	
	721,671.18	
	3,947,986.57	--

1 —

1 —

□ √

2

		/	/
	12.56%	0.4681	0.4742
	11.82%	0.4403	0.4460

3

1

$\sqrt{\quad}$

2

$\sqrt{\quad}$

3

4

第十二节 备查文件目录

- 一、载有公司法定代表人签名的年度报告文本；
- 二、载有公司法定代表人、主管会计工作负责人、会计机构负责人签名并盖章的财务报告文本；
- 三、报告期内在中国证监会指定网站上公开披露过的所有公司

